

# At a glance ...

	Hesse	Germany
Population	6.067.021	81.751.602
Inhabitants per je km <sup>2</sup>	287	229
Agricultural holdings (number)	17.805	299.134
Ø Average economic size	43,0 ha	55,8 ha
<b>Organic Farming</b>		
Holdings (number)	1.741	16.532
Utilized area (ha UAA)	78.775	1.014.000
Share of organic area in the UAA	10,5%	6,07%
<b>Livestock holding</b>		
Dairy cows	149.180	4.164.789
Breeding sows	59.369	2.364.812
Average Dairy cows/holding	37,8	46,4
Average Breeding sows/holding	40,9	113,6
<b>Land Use</b>		
Utilised agricultural area (UAA)	766.437	16.704.044
thereof		
Arable land	62,2%	70,9%
Grassland	37,0%	27,9%
Vineyards	0,4%	0,6%
Fruit-growing	0,2%	0,4%
Percentage of leasehold land	63,5%	59,8%
<b>Technico-economic Orientation</b>		
Feed production	39,1%	43,4%
Arable farming	28,6%	24,5%
Granivore production	3,0%	6,4%
Horticulture	2,4%	2,8%
Permanent crop	3,8%	7,8%
Mixed holdings	23,1%	15,1%
<b>Form of Organisation</b>		
Sole proprietorship	16.514	273.030
thereof		
Full-time farming	5.227	135.412
Part-time farming	11.287	137.618
Legal persons	111	5.062

Source: Hesse Department of Statistics, Wiesbaden (04/2012)

For further information as well as a wide range of detailed, structural agricultural data, please visit the websites of the following authorities:

- Hesse Ministry of the Environment, Energy, Agriculture and Consumer Protection  
[www.hmuelv.hessen.de](http://www.hmuelv.hessen.de) / Landwirtschaft / Agrarstrukturdaten
- Hesse Department of Agriculture Affairs  
[www.llh.hessen.de](http://www.llh.hessen.de) / Landwirtschaft / Unternehmensberatung / Agrarstatistik
- Hesse Department of Statistics  
[www.statistik-hessen.de](http://www.statistik-hessen.de) / Landwirtschaft

Editor:



Hessisches Ministerium für Umwelt, Energie, Landwirtschaft und Verbraucherschutz  
Mainzer Straße 80, 65189 Wiesbaden  
Phone (0611) 815-0  
Internet: [www.hmuelv.hessen.de](http://www.hmuelv.hessen.de)

Landesbetrieb Landwirtschaft Hessen  
Kölnische Straße 48-50, 34 117 Kassel  
Phone (0561) 72 99-0  
Internet: [www.llh.hessen.de](http://www.llh.hessen.de)


Date: August 2012

Hessisches Ministerium für  
Umwelt, Energie, Landwirtschaft  
und Verbraucherschutz

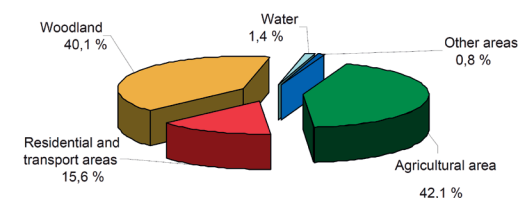


## Agriculture in Hesse

### Selected Facts and Figures 2012



Land areas in Hesse by type of use as at 31.12.2010



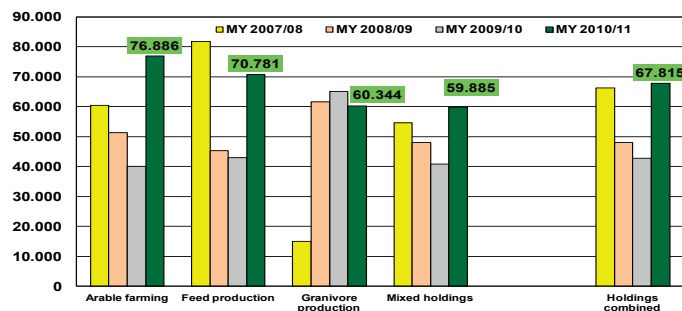
Source: Hesse Department of Statistics

## Full-time Holdings

### Situation in the Marketing Year 2010/11

- Profit per unpaid labour 42.267 €
- Deployment of personnel per full-time holding 2.3 labour (thereof 1.7 family labour)
- Previous year's results after two difficult marketing years significantly exceeded (+58.5 %)
- Milk prices increased by 20 percent to 33,26 €/dt
- Arable farms are the winners of the marketing year
- Operating expenses increased, were compensated for significantly higher sales revenues

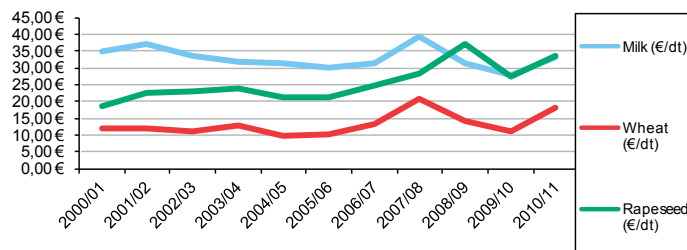
### Profit development in the marketing years 2007/08 to 2010/11\*



### Key figure development\*

	2000/01	2010/11	Change
<b>Agriculturally used area</b> ha	73,17	107,4	47%
<b>Labour</b> number/holding	1,76	2,3	31%
family labour	1,54	1,66	
outside labour	0,17	0,64	
<b>Dairy cows</b> number/holding	29,4	36,7	25%
<b>Milk yield</b> kg/cow	6.773	7.612	12%
<b>Breeding sows</b> number/holding	11,4	16,1	41%
<b>Reared piglets/sow/year</b>	19,0	22,3	17%

### Sales revenue development\*



\*Source: LLH - Hessian Regional Statistics

## Selected types of holdings

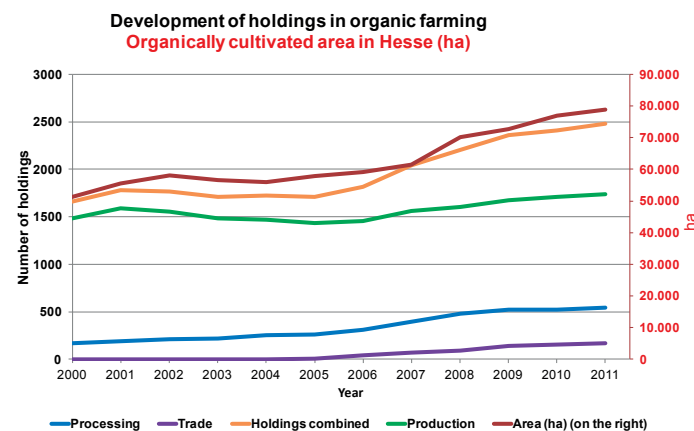
### Feed production holdings

- cultivated area increased by 5.8 percent to 111 ha
- stock of cows rose by 4 percent to 71.6 cows/holding
- sales revenues in animal production (+26 %) and crop production (+51 %) gone up
- purchased feed increased by 16.2 percent to 373 €/ha

### Arable farms

- after losses in both previous years, sales revenues in plant production increased by 55 percent
- Most important sales products:
- Crops, rapeseed, potatoes, sugar beets
- Operating expenses increased by 11 percent

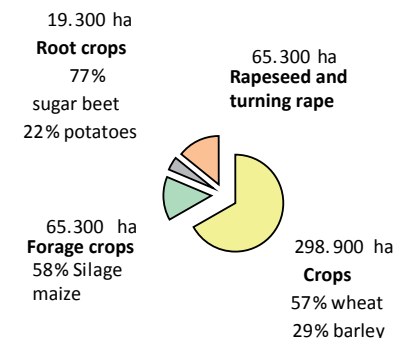
## Organic Farming\*



- Hesse leads Germany in organic farming. Altogether 78,775 ha of the cultivated area are being farmed organically
- This corresponds to a ratio of 10.5 percent of the cultivated area
- By the end of 2011 1,741 holdings in Hesse were accepted in compliance with the EU regulations 834/2007 on organic farming
- Demand for organically produced agricultural products and food still growing
- Organic farming is given particular support by the state of Hesse and the EU as an agri-environmental measure

\*Source: HMUELV Department „Organic Farming“

## Crop distribution on arable land\*



Agriculturally used area 476.800 ha

### Development of livestock\*

	1999	2010	Change
<b>Cattle</b>	560.000	464.000	-17%
<b>Dairy cows</b>	176.000	149.000	-15%
Owners/Keepers	7.695	3.943	
Ø Average stocks	23	38	
<b>Milk production</b>	5.958	7.040	
<b>Stocks &gt;50</b>	33%	62%	
<b>Stocks &gt;100</b>		23%	
<b>Suckler cows</b>	41.759	42.079	1%
Owners/Keepers	5.052	3.930	
Ø Average stocks	8	11	
<b>Horses</b>	29.000	32.000	10%
<b>Pigs</b>	884.000	726.000	-18%
<b>Fattening pigs</b>	562.000	440.000	-22%
Owners/Keepers	11.038	4.263	
Ø Average stocks	51	103	
<b>Breeding sows</b>	85.000	59.000	-30%
Owners/Keepers	3.996	1.450	
Ø Average stocks	21	41	
<b>Stocks &gt;50</b>	62%	77%	
<b>Stocks &gt;100</b>		64%	
<b>Sheep</b>	183.000	140.000	-23%
<b>Laying hens</b>	1.472.000	874.000	-41%
<b>Broilers</b>	79.000	545.000	590%

\*Source: Hesse Department of Statistics >>>www.statistik-hessen.de

\*Source: Hesse, Department of Statistics